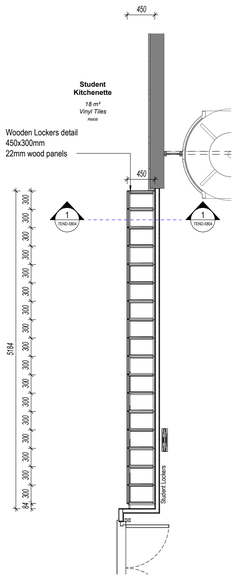

2 LOCKER DETAIL PLAN
SCALE 1 : 50

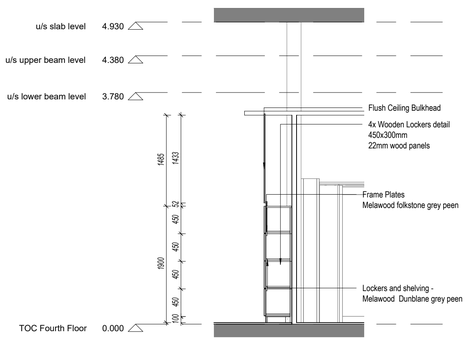

LOCKER SECTION
SCALE: 1 : 50

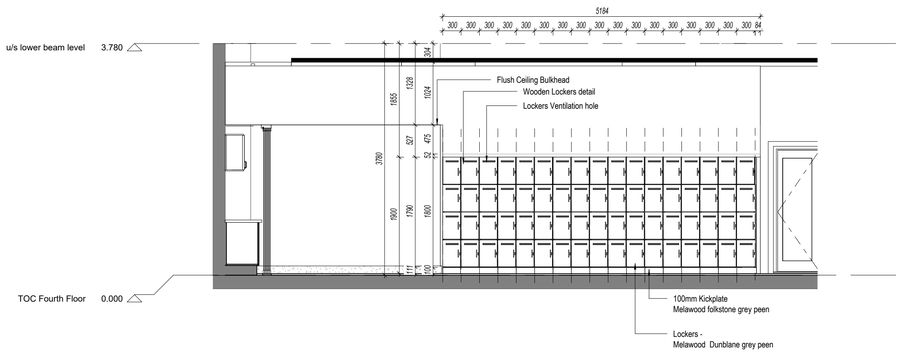

LOCKER ELEVATION
SCALE: 1 : 50

COPYRIGHT AND RIGHT OF REPRODUCTION OF THIS DRAWING IS RESERVED BY THE ARCHITECT.

GENERAL NOTES:

1. Contractor Notes:
- No construction may proceed on site prior to the approval of drawings by the local authority. Any building work that commences prior to the building plan approval is completely at the owner's own risk.
- The Architect may not be held responsible for any loss or damage whatsoever that may result from building works without approved building plans.
- Contractor to verify all levels, heights and dimensions on site and to check same against the drawings before putting any work in hand. Levels are approximate and must be verified by the Contractor prior pricing and construction. Relative floor levels will be determined after installation of master datum.
- Any discrepancies on drawings must be pointed out by the Contractor to the Architect prior to construction.
- Contractor is responsible for correct setting out of the buildings, all external walls with particular reference to boundaries, building lines, etc. Any errors, discrepancies or omissions to be reported to the Architect immediately.
- Contractor responsible to engage Building Inspector on each Construction Stage, to get full satisfaction in compliance with Local Authority by-law and regulations. - Burnt clay bricks only shall be used unless specific approval is obtained from the Architect alternative type of bricks.
- Conditions: The civil/structural engineer is responsible for soil test.

2. Certificates required:
- The following certificates of compliance to SABS and NBR standards may be required from the Contractor by the Architect:
FOUNDATION CERTIFICATE: Engineer.
DPC: Council Inspector.
PLUMBING AND DRAINAGE: Specialist Sub-contractor.
ELECTRICAL INSTALLATION: Specialist Sub-contractor.
TRAFFIC and ROAD MARKINGS: Engineer.
FIRE SAFETY CERTIFICATE: Specialist and/or Council.
ROOF STRUCTURE: Specialist Sub-contractor and/or Engineer.
CONCRETE SLABS: Specialist Sub-contractor.
WATERPROOFING: Specialist Sub-contractor.
GLAZING: Specialist Sub-contractor.

3. Materials and Finishes Notes:
- All finishing products such as windows frames, roof, tiles, cornices, etc must be approved by the Architect before ordering and installation.
- All product used must comply with SABS standards and Local Authority Requirements.
- Quality of all materials and workmanship to comply with the relevant SABS and SANS specifications and shall conform to the Standards specified in the Standard Preambles in the Bill of Quantities available for perusal at the Architect's office.
- Contractor is to build in approved DPC's whether or not these are shown on drawings to all external walls at each floor, beam or parapet level and to all window, door, grill or other opening in external walls. All partition work to comply with SABS 082 on NBR.

4. Building Standard Note:
- All works must comply to the National Building Regulations and applicable SABS and NHBRC standards.
- Drawings may not be scaled for construction purposes. Figured dimensions to be used at all times.
- All drawings must be read in conjunction with one another.
- Notes reflected on drawings apply for the entire project and works.
- Any discrepancies on drawings must be pointed out by the Contractor to the Architect prior to construction and submission of tenders. If in doubt ask the Architect.
- Contractors are to ensure that all details shown on this drawing are compliance with local authority by-law and regulations.
- Contractors are to locate and identify existing services on site and to protect these from damage throughout the duration of the works.

5. Brickwork Expansion Joints Notes:
Refer to Engineer for brickwork expansion joints.

6. Revisions:
Refer to drawing list for latest revisions on drawings.

Any queries arising from all the above must be reported to the Architect for clarification

6. Dimensions
Site boundaries
- Refer to SG diagram
Site data
- Refer to site development plan

NO	REVISION	DATE
1	Additions of doors and room area extensions	25/03/2025
2	Relocation of Photocopy room + Relocation of Pratchroom + Student and staff WC layout change + Additions of staf breakaway rooms	03/04/2025
3	Extensions of textbook room	03/04/2025
4	New floorplan layout without mezzanine	16/04/2025
5	New ceiling layout	17/04/2025
6	New layout with mezzanine	24/04/2025
7	Tender coordination	09/05/2025
8	Issued for tender	16/05/2025
9	Additional dimensions and corrections	29/10/2025

TENDER

LEMONpebble architects
Suite 109, 1st Floor, The Mills, 66 Carr Street, Newtown, Johannesburg.
P O Box 18813, Actonville, Benoni, 1506.
Tel: +27 11 492 0413 | Fax: +27 11 492 0323

CLIENT
THE UNIVERSITY OF THE WITWATERSRAND

UNIVERSITY OF THE WITWATERSRAND, JOHANNESBURG

PROJECT
WITS Health Sciences Library Upgrade
WITS HEALTH SCIENCE LIBRARY
PARKTOWN, JOHANNESBURG

DRAWING
LOCKER DETAILS

SCALE	DATE	DRAWN	CHECKED
1 : 50	29/10/2025	NM	TR

PROJECT NUMBER **LPA_2408**

DRAWING NUMBER **LPA_2408-TEND-5804**

REVISION 9